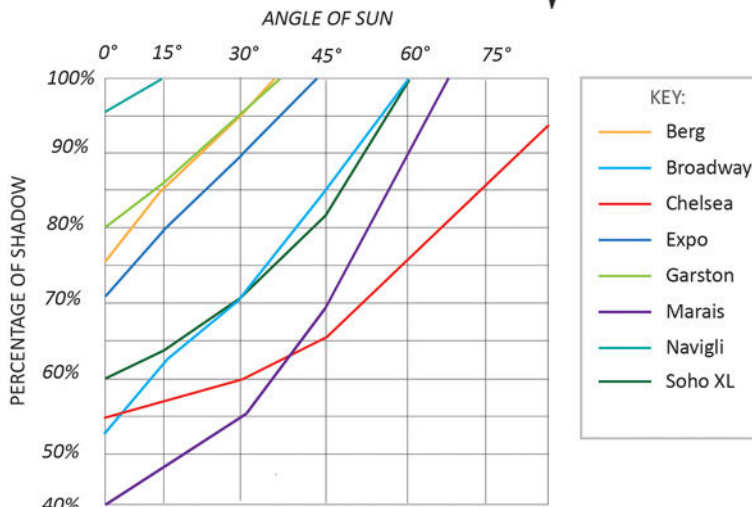
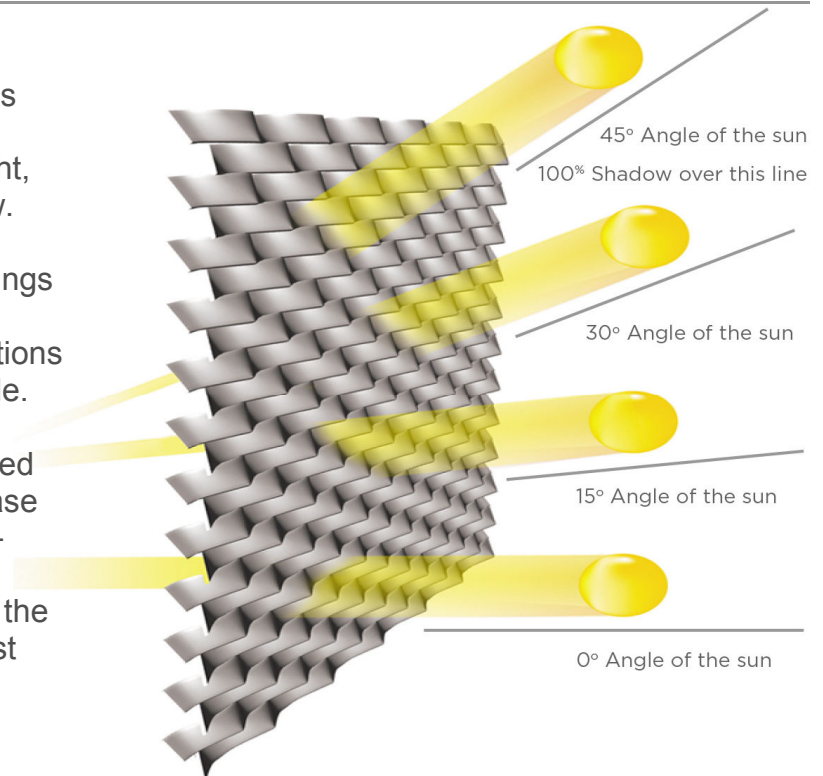


Expanded Metal for Sun Screening

Installation of Locker expanded metal provides many options for full or partial shielding from light, while maintaining airflow.

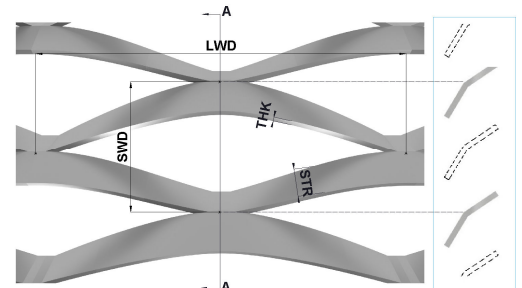
Expanded metal also brings aesthetic advantages through infinite permutations of colour, finish and scale.

All these factors combined with strength, rigidity, ease of maintenance and fire-proof properties make Locker Expanded Metal the perfect solution for a vast range of screening applications.



Max. achievable open area by pattern:

Broadway	80%	Garston	58%
Marais	78%	Chelsea	46%
Berg	75%	Expo	43%
Soho XL	60%	Navigli	20%



The chart shows the exact level of screening, relative to the angle of sunlight.

The sun screening effect is similar to that of a louvre blind.

Data calculated using a camera operating with continuous light beams to simulate the effect of sunlight at indicated angles.

Locker is a UK based supplier of architectural wire mesh products certified to BS EN ISO 9001:2008 and Achilles 'Building with Confidence' Level 4. With comprehensive in house 3D design facilities we are able to offer a complete package from development of the architectural wire mesh specification through design, fabrication, supply and installation of the finished screens.

www.architecturalwiremesh.com

Locker Architectural Ltd, Farrell Street, Warrington, WA1 2WW, United Kingdom
sales@lockergroup.com Tel: +44 (0)1925 406600 Fax: +44 (0)1925 444386

